



INSTITUTIONAL

PERFORMANCE ANALYTICS



OCTOBER 2018

ABOUT THE REPORT

The report presents an organizational view of the metrics we have defined in achieving the priority goals of our strategic plan—"El Viaje de San Juan de Letran, 2017-2022". Data considered in this report is "as of" the 1st semester of SY 2018-2019.

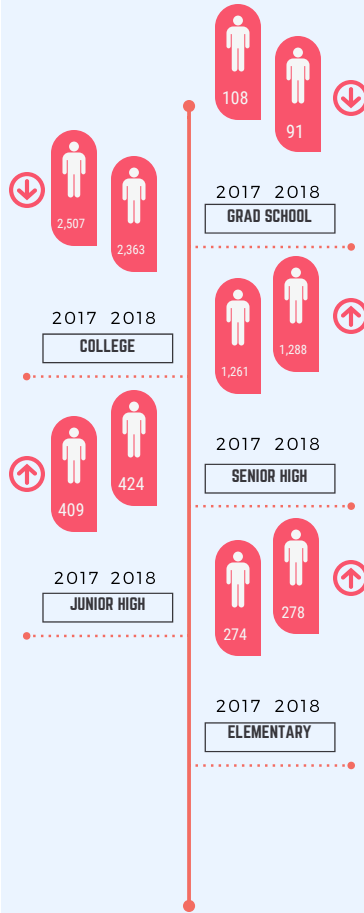
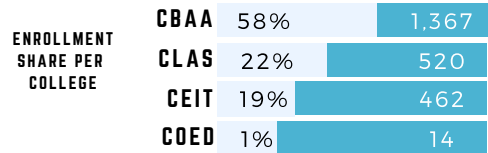
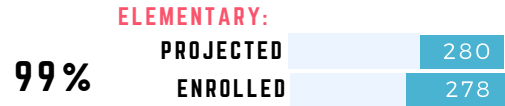
It is intended primarily for the Members of the Board of Trustees (BOT) of Colegio de San Juan de Letran-Manila with an interest in both our academic and administrative performance.

REV. FR. CLARENCE VICTOR C. MARQUEZ, OP.
RECTOR AND PRESIDENT



ANALYTICS ON STUDENT COHORT

2018-2019 ENROLLMENT

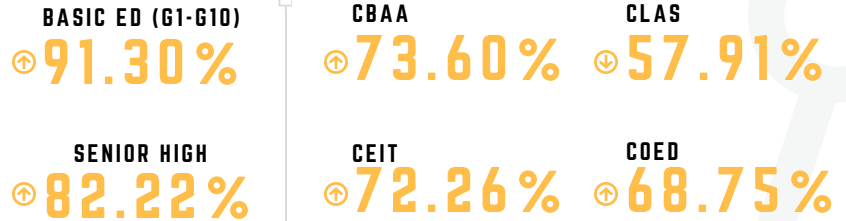


TWO (2) DATA POINTS ENROLLMENT TREND



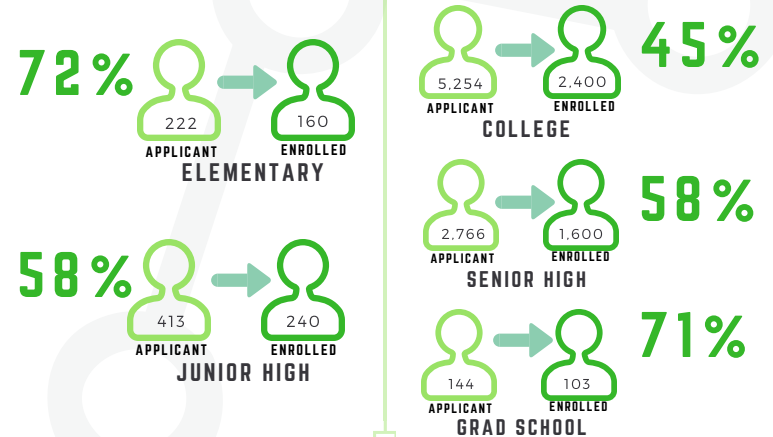
COHORT SURVIVAL RATE

THE PERCENTAGE OF ENROLLEES AT THE BEGINNING GRADE OR YEAR IN A GIVEN SCHOOL YEAR WHO REACHED THE FINAL GRADE OR YEAR OF THE LEVEL.



APPLICATION TO ENROLLMENT RATE

THE PERCENTAGE NUMBER OF STUDENTS WHO CONTINUE TO ENROLL AGAINST THE TOTAL NUMBER OF APPLICANTS WHO APPLIED FOR SY 2018-2019.




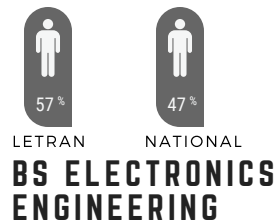
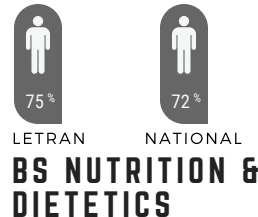

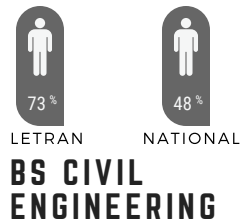

ACADEMIC PROGRAM ACCREDITATION (COLLEGE)

LEVEL 4	NONE	
LEVEL 3	12 PROGRAMS	46%
LEVEL 2	NONE	
LEVEL 1 CANDIDATE	9 PROGRAMS	35%

BASIC EDUCATION & GRADUATE SCHOOL PROGRAM ACCREDITATION

LEVEL 2	ELEM AND JUNIOR HIGH
LEVEL 1 CANDIDATE	GRADUATE SCHOOL

ABOVE NATIONAL BOARD LICENSURE EXAM PERFORMANCES:



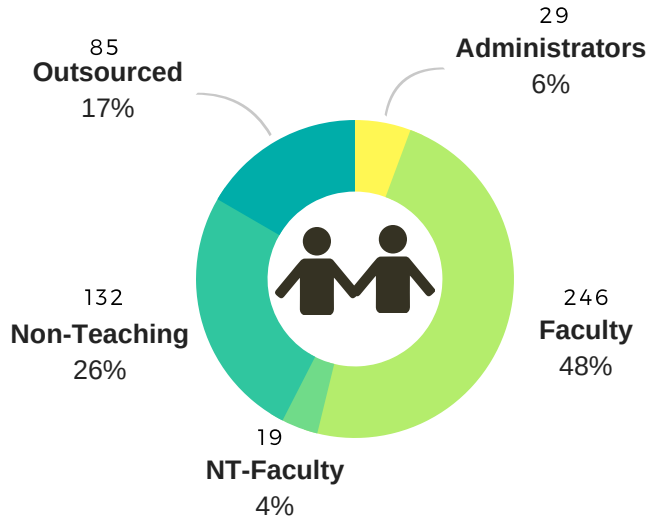
81%
PROGRAMS ACCREDITED
21 OUT OF 26

TOP 1
AUGUST 2018
NUTRITIONIST DIETITIAN
BOARD EXAM

TOP 2
SEPTEMBER 2018
REGISTERED ELECTRICAL
ENGINEER LICENSURE
EXAMINATION

ACADEMIC QUALIFICATIONS

TOTAL EMPLOYEE HEADCOUNT



COLLEGE FACULTY ACADEMIC QUALIFICATIONS



11 PERMANENT FACULTY MEMBERS

CLAS

WITH MASTERS	100%	11/11
WITH DOCTORATE	18%	2/11
WITH DOC UNITS	1%	1/11



4 PERMANENT FACULTY MEMBERS

CEIT

WITH MASTERS	75%	3/4
WITH DOCTORATE	25%	1/4
WITH DOC UNITS	75%	3/4



7 PERMANENT FACULTY MEMBERS

RELED

WITH MASTERS	100%	7/7
WITH DOCTORATE	14%	1/7
WITH DOC UNITS	14%	1/7



11 PERMANENT FACULTY MEMBERS

CBAA

WITH MASTERS	100%	11/11
WITH DOCTORATE	64%	7/11
WITH DOC UNITS	18%	1/11



4 PERMANENT FACULTY MEMBERS

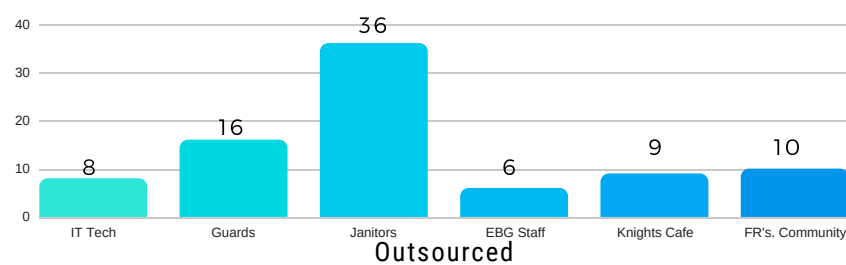
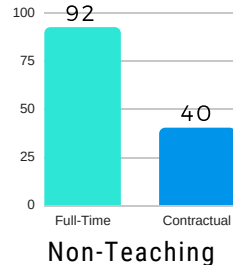
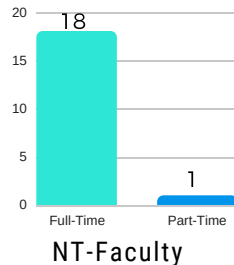
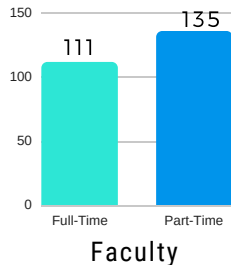
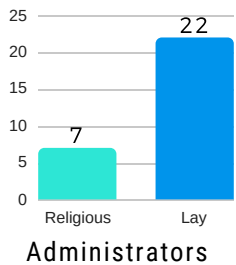
COED

WITH MASTERS	100%	4/4
WITH DOCTORATE	0	
WITH DOC UNITS	0	

Analytics on Faculty Qualifications and Support Staff Headcount

HUMAN CAPITAL ANALYTICS

ANALYTICS PER EMPLOYEE CLASSIFICATION



RESEARCH PRODUCTION:

7

Research Output

3

Departmental Collaborative Research Output

3

Classroom-Based Research Output

1

LRC Institutional Research Output

RESEARCH PRESENTATIONS:

10

International Faculty Research Presentations

9

National Conference Faculty Research Presentations

7

Faculty Members with publications in internationally indexed journals

12

Publications in Refereed Journals

2

Industry Partner Collaborative Research Output

Education, Production, Publication

RESEARCH

A 5-Year Arriba Research Program has been approved for implementation until 2022. This program was crafted for (1) Focused Research Agenda, (2) Capacity Building, (3) Assistance, (4) Publication and Production, (5) Research Visibility, & (6) Linkages.

FACULTY RESEARCH PARTICIPATION RATE:

46.15%
6 OUT OF 13 FACULTY MEMBERS
CBAA

31.58%
6 OUT OF 19 FACULTY MEMBERS
CLAS

33.33%
2 OUT OF 6 FACULTY MEMBERS
CEIT

% OF FACULTY WHO ARE INTERNATIONAL JOURNAL CONTRIBUTORS:

30.76%
4 OUT OF 13 FACULTY MEMBERS
CBAA

21.05%
4 OUT OF 19 FACULTY MEMBERS
CLAS


16.67%
1 OUT OF 6 FACULTY MEMBERS
CEIT

Ave. Student Participation Rate

5.93%

Ave. Employee Participation Rate

9.03%



HUMAN RIGHTS EDUCATION

Ave. Participation Rate (overall) **6.16%**





ARRI-BAYANI



VOLUNTEERS AND PARTICIPATION FOR ALL CCD PROGRAMS

SY 2016-2017 : 1, 246
SY 2017-2018 : 3, 361

169.74%
% Increase in participation Rate

-  ADMINISTRATORS | .42 %
-  FACULTY | 3.06 %
-  SUPPORT STAFF | 1.60 %
-  STUDENTS | 94.91 %

PARTNER COMMUNITIES

2017-2022 COMMUNITY DEVELOPMENT PROGRAM

DE ESPERANZA

APPROVED COMMUNITY DEVELOPMENT PLAN

SEVEN

- | | | | |
|----------|--|----------|--|
| 1 | Graduate School
Brgy. 2016 Tondo Manila | 5 | COEd
Brgy. 657 Intramuros |
| 2 | CBAA
Brgy. 672 Paco Manila | 6 | SENIOR HIGH (SHS)
Brgy. 85 Tondo Manila |
| 3 | CLAS
Brgy. 270, 272, 273, 274, 283, 286 San Nicolas, Binondo | 7 | BASIC ED (K-G10)
Sitio Sto. Niño Navotas |
| 4 | CEIT
Brgy. Sitio Puting Bato Navotas | | |



MORE THAN WE SHOULD.

SOCIAL RESPONSIBILITY

PARTNERSHIPS, LINKAGES, COMMUNITY AND EXTENSION SERVICES PROGRAMS



TOTAL FUNDS COLLECTED : 1,137,268.88
TOTAL FUNDS FROM SPONSORS : 216,315.88

19.02% % OF FUNDS GENERATED FROM SPONSORS

Learning Resources, Physical Plant, Support Services

LEARNING SPACES AND RESOURCES

A Physical Development and Instructional Facilities & Equipment Rehabilitation Plan is for final approval by the Rector's Council for implementation until 2022.

LEARNING RESOURCES

FACILITIES RENOVATED

SCIENCE LABORATORY, ND & FT LABORATORY, PHYSICS LABORATORY

COMFORT ROOMS (8/72)

ADDITIONAL BIOLOGY LAB

DEDICATED GRADUATE SCHOOL CLASSROOMS

BASIC ED AND HS BUILDING CLASSROOMS

LETRAN RESEARCH RESOURCE CENTER

EDUCATION LEARNING RESOURCE CENTER

CONVERSION OF ST. THOMAS MEZZANINE TO CLASSROOMS

OTHERS

IMPLEMENTATION OF QUIPPER E-LEARNING SYSTEM IN SHS

81% INCREASE IN THE LIBRARY VOLUME OF ONLINE SUBSCRIPTIONS (85 TO 154)

OFFICE RENOVATIONS ACCOMPLISHED

LRC, OAPA, CCD, HRD, CLAS DEAN'S OFFICE, BED GUIDANCE, CLAS FACULTY ROOM

OTHER RENOVATIONS / INSTALLATIONS

MAIN BUILDING FACADE, VISITORS' LOUNGE, GARDEN LANDSCAPING

SHS GUIDANCE AND COUNSELING UNIT RENOVATION

PERIMETER FENCE INSTALLATION AT THE SVF BLDG ROOF DECK

8 ADDITIONAL PUBLIC ADDRESS SPEAKERS INSTALLATION

REPLACEMENTS OF 2 WATER STORAGE TANKS

90% ACCOMPLISHMENT OF REPIPING WORKS PROJECT

LAB CEILING REPAIR AT THE 4TH FLOOR OF ST. DOMINIC BLDG

STUDENT CENTER (SC) AUDITORIUM RENOVATION

PHYSICAL PLANT

SUPPORT SERVICES

APPROVED CRISES MANAGEMENT PLAN

HIRED FULL-TIME POLLUTION CONTROL OFFICER (PCO)

2022 INTEGRATED IT DEV. PLAN (FOR FINAL APPROVAL)

21ST CENTURY LIBRARY DEV. PLAN (FOR FINAL APPROVAL)

2022 INTEGRATED STUDENT WELFARE AND DEVELOPMENT PLAN (FOR FINAL APPROVAL)

2022 INTEGRATED GUIDANCE AND COUNSELING PROGRAM (FOR FINAL APPROVAL)

2022 CAREER AND PLACEMENT PROGRAM (FOR FINAL APPROVAL)

2022 EMPLOYEE DEVELOPMENT PLAN (FOR FINAL APPROVAL)

2022 EMPLOYEE SUCCESSION PROGRAM (FOR FINAL APPROVAL)

2.68%

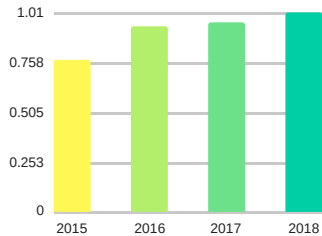
NEGATIVE COST VARIANCE

2.3M+

EARNINGS FROM BUSINESS UNITS AND INVESTMENTS

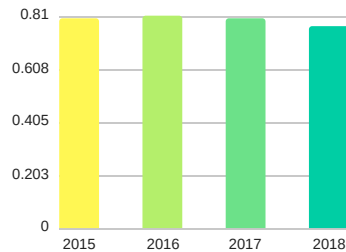
FINANCIAL SUSTAINABILITY

Positive Earnings, Fund Management, Quality Assurance



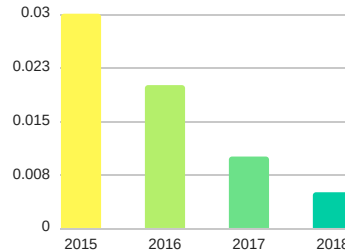
CURRENT RATIO

Measures whether or not a firm has enough resources to meet its short-term obligations.



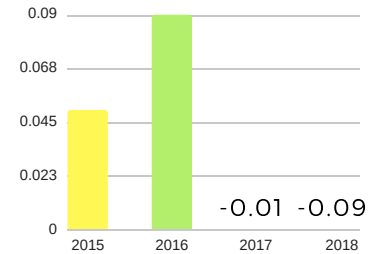
EQUITY RATIO

Measures equity as a percentage of total assets.



DEBT TO TOTAL ASSETS RATIO

The debt to total assets ratio is an indicator of financial leverage. It tells you the percentage of total assets that were financed by creditors, liabilities, debt.



RETURN ON INVESTMENT

Return on investment is the ratio between the net profit and cost of investment resulting from an investment of some resources.

